

SCDF Fire Certificate Application using FSC / CSC Reference Number

Version 2.1

As of 30 May 2024

Before begin:

Please take 5 to 10 minutes to understand the process in submitting your application via GoBusiness.

If you have any difficulty accessing, please contact GoBusiness helpdesk at 6336 3373 or AskGoBiz@crimsonlogic.com.sg

For enquires on GIRO, GIRO application status, GIRO Reference number or Finance matters, please email to fssc_billing_collections@mha.gov.sg.

Set-up to access GoBusiness

- Please ensure that the CorpPass administrator has selected “Ministry of Trade and Industry (MTI)” and “GoBusiness” as shown below in the CorpPass website (www.corppass.gov.sg).

Customised e-Service Access

Filter Search  

Govt. Agency	Assigned e-Services	Role	Parameters	Authorisation Effective Date	Authorisation Expiry Date
MINISTRY OF TRADE AND INDUSTRY (MTI)	GoBusiness	-	-		

Go to: [https://www.gobusiness.gov.sg/browse-all-licences/singapore-civil-defence-force-\(scdf\)/fire-certificate](https://www.gobusiness.gov.sg/browse-all-licences/singapore-civil-defence-force-(scdf)/fire-certificate)


A Singapore Government Agency Website [How to identify](#)

gb gobusiness
SINGAPORE


Welcome to GoBusiness

Log in to GoBusiness Dashboard

You can apply for and manage licences, and register your business (for Individual Users).


 Users with no registered Unique Entity Number (UEN)

[Log In for Individual Users](#)

 Users with a registered UEN

[Log In for Business Users](#)

Need Help? [Read our FAQ](#)



Help us improve

GRANTS	GE BIZ ALERTS	LICENCES	
<h3>Business Grants Portal</h3> <p>Apply for and manage grants, previously found on Business Grants Portal.</p>	<h3>GeBIZ Alerts</h3> <p>Subscribe to GeBIZ alerts via email or RSS feed.</p>	<h3>Food Service Guided Journey</h3> <p>Apply for licences for new F&B businesses</p>	<h3>GoBusiness Licensing (Legacy)</h3> <p>Starting from April 2022, licences will be moved in stages from GoBusiness Licensing to GoBusiness Dashboard.</p>

Welcome to the GoBusiness Dashboard

A Singapore Government Agency Website [How to identify](#) ▾

gb gobusiness SINGAPORE

[Dashboard](#) [My Submissions](#) [Licences](#) [Accreditations](#) ▾ [Recommendations](#) [Help](#) ▾

Search by Government Agency, Licence or Submission number

Welcome to the GoBusiness dashboard


We're adding new features to GoBusiness soon. Check out what's coming to your dashboard, and give us your feedback!

[Submit your feedback](#)

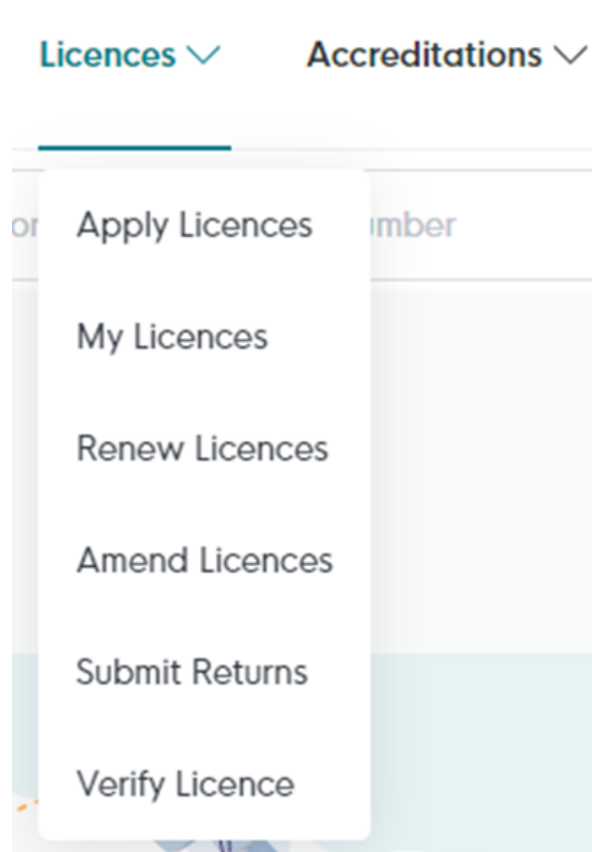
Looking for a specific licence?
Search for it and apply.

[+ Find Licence](#)

Help us improve 😊



After logging in using Corppass, go to “Licences”





- For applicant applying for the first time using GoBusiness or applying for new Fire Certificate, select “**Apply Licences**”
- For applicant who have applied using GoBusiness and intend to renew the Fire Certificate, select “**Renew Licences**”
- To amend their contact information for Fire Certificate AFTER APPROVAL, select “**Amend Licences**”


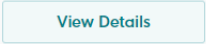
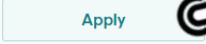

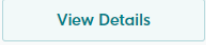
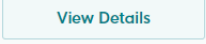
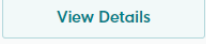
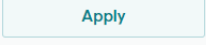
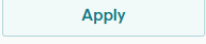
“Apply Licences” – Scroll down to “S” and find “Singapore Civil Defence Force (SCDF)”


The screenshot displays a list of agencies under the letter 'S'. The 'Singapore Civil Defence Force (SCDF)' is selected, and the 'Apply' button for the 'Apply for Fire Certificate' option is highlighted with a hand icon and a callout box.

S

- Singapore Civil Defence Force (SCDF) 
- Singapore Food Agency (SFA) 

S

- Singapore Civil Defence Force (SCDF) 
 - Application for Temporary Fire Permit / Fire Safety Certificate 
 - Apply for Fire Certificate   **Select “Apply”**
 - Apply for Lodgement of Minor Addition / Alteration Works (Minor A&A) 
 - Apply for Petroleum & Flammable Material Import Licence 
 - Apply for Petroleum & Flammable Material Pipeline Licence 
 - Apply for Petroleum / Flammable Materials Storage Licence 
 - Apply for Petroleum / Flammable Materials Transportation Licence 

Help us improve 

Apply for Fire Certificate

A Singapore Government Agency Website [How to identify](#)

gobusiness SINGAPORE Dashboard My Submissions Licences Accreditations Recommendations Help

Search by Government Agency, Licence or Submission name/number

Apply for Fire Certificate

Licences (New) • SCDF

Help us improve

Details

Under the Fire Safety Act Section 20, the owner or occupier of any public buildings such as offices, hospitals, shopping complexes, industrial buildings and private residential buildings that fall within the following criteria is required to apply and obtain a Fire Certificate-

- (a) Public building
 - has an occupant load of more than 200 persons
- (b) Industrial building
 - i. has an occupant load of at least 1, 000 persons;
 - ii. has a gross floor area (GFA)* of at least 5, 000 square metres ; or
 - iii. exceeds 24 metres in habitable height

GFA* refers to the total cumulative area of all buildings within the same development/premises.

- (c) Private Residential Building
 - that exceeds 24 metres in habitable height (or more than eight storeys) and is, or is required to be installed with any of the following:
 - (i) a wet riser system; or (ii) an automatic fire alarm system; or (iii) a sprinkler system.

Apply

Select "Apply"

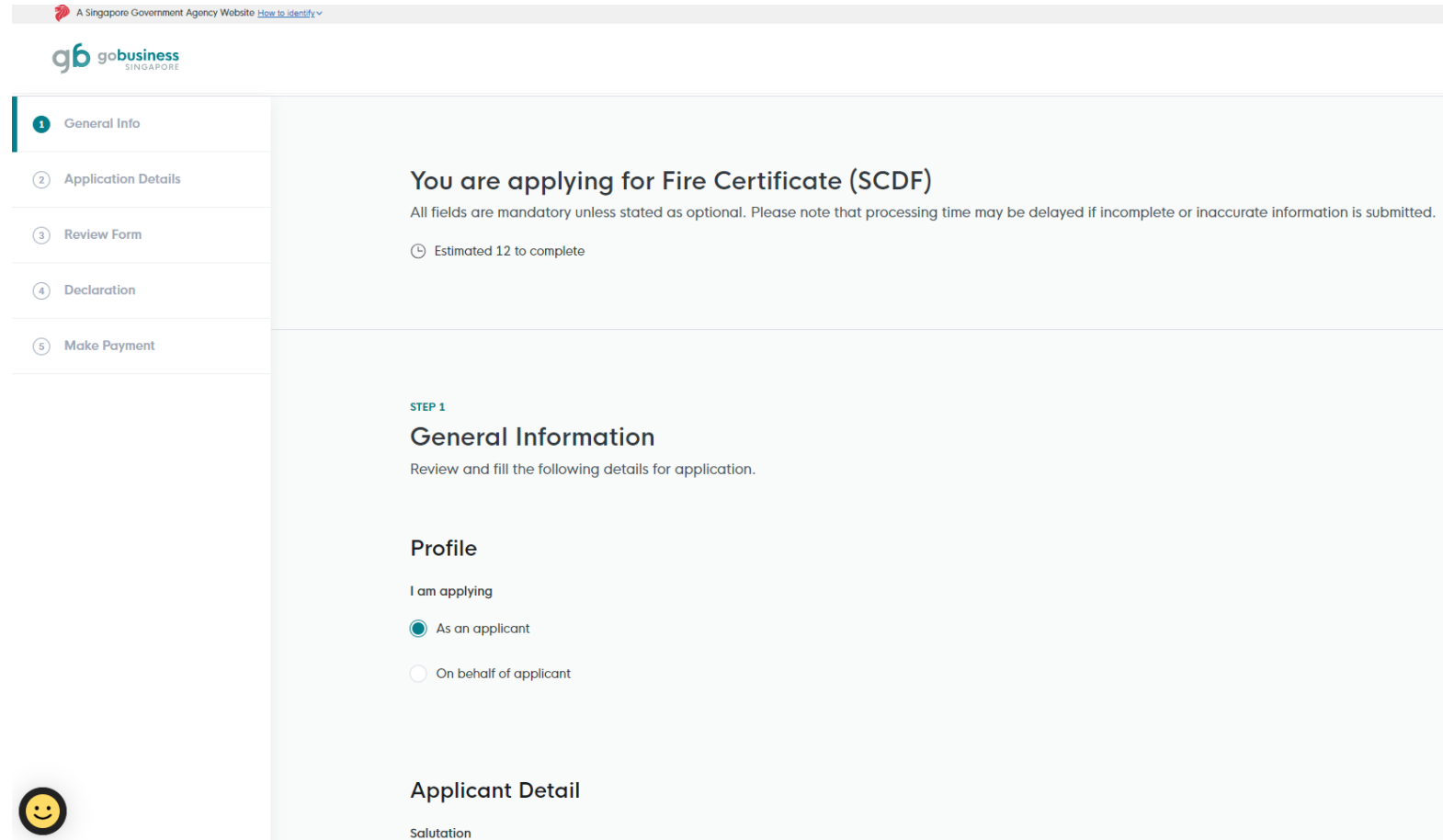
1) General Info

If you are the direct applicant, select as “As an applicant”

If you are applying on behalf for the Building Owner / MCST, select as “On behalf of applicant”

Information of Applicant Details is auto-populated from CorpPass.

If your information at Registered Address is not recognized, fill in your address as “Foreign Address”.



A Singapore Government Agency Website [How to identify](#)

gb go**business**
SINGAPORE

- 1 General Info
- 2 Application Details
- 3 Review Form
- 4 Declaration
- 5 Make Payment

You are applying for Fire Certificate (SCDF)

All fields are mandatory unless stated as optional. Please note that processing time may be delayed if incomplete or inaccurate information is submitted.

🕒 Estimated 12 to complete

STEP 1

General Information

Review and fill the following details for application.


Profile

I am applying

- As an applicant
- On behalf of applicant

Applicant Detail

Salutation



2) Application Details

A Singapore Government Agency Website [How to identify](#)

gb **gobusiness**
SINGAPORE

① General Info

② **Application Details**

③ Review Form

④ Declaration

⑤ Make Payment

⊕ Copy Form

STEP 2

Application Details for Fire Certificate (SCDF)

Fill in the following details.

Select your Application as follows

Do you have FCP Number

Yes

No

← General Information Save Draft **Review Form** →

2) Application Details

If you do not have FCP Reference Number, Select “**No**” and choose one Building Type.

You are required to have following certificate ready:

Temporary Fire Permit (TFP) / Fire Safety Certificate (FSC)

Temporary Occupation Permit (TOP) / Certificate of Statutory Completion (CSC)

Choose “Yes” if you have FSC or otherwise.

Select your Application as follows

Do you have FCP Number

Yes

No

Building Type

Industrial Building

Residential Building

Commercial Building

Institution

Religious Premises

Hospital/Convalescent Home

Do you have FSC Number

Yes

No

Validation of FSC or CSC/TOP

Do you have FSC Number

Yes

No

FSC Number

0/13

Validate FCP/FSC

- Key in FSC Reference Number starting with “FSC20xxxxxxxx”
- You are required to submit the softcopy of the FSC upon submission.

Do you have FSC Number

Yes

No

Do you have CSC/TOP Number

Yes

No

CSC / TOP Number

Applicant should attach the CSC/TOP certificate to us as a supporting document for our verification purpose.

0/12

- Key in CSC Reference Number starting with “CSCxxxxxxxxxx”
- You are required to submit the softcopy of the CSC upon submission.

Validation process – Information is based on approved building plan.

Example 1: Industrial Building

Building Type

Industrial Building

Residential Building

Commercial Building

Institution

Religious Premises

Hospital/Convalescent Home

Occupant Load of Persons

0/10

Habitable Height
in metres

0/10

Total Gross Floor Area
in square metres

0/10

[Validate Premise Eligibility](#)

Example 2: Residential Building

Building Type

Industrial Building

Residential Building

Commercial Building

Institution

Religious Premises

Hospital/Convalescent Home

Habitable Height
in metres

0/10

Installed or Required to be Installed

a wet riser system

an automatic fire alarm system

a sprinkler system

[Validate Premise Eligibility](#)

Example 3: Commercial Building / Institution / Religious Premises / Hospital/Convalescent Home

Building Type

- Industrial Building
- Residential Building
- Commercial Building
- Institution
- Religious Premises
- Hospital/Convalescent Home

Occupant Load of Persons

0/10

[Validate Premise Eligibility](#)

Details of Building Owner / MCST

Applicant to fill in the necessary information.

Note: The name in this contact refers to Person Name or MCST Chairman Name.

Details of Building Owner / MCST

Company Name 0/300

Name 0/66

Building Address

Postal Code [Retrieve Address](#)

Block/House No. Street Name

Floor/Level (Optional) Eg: 01, B1, 01M Unit (Optional) Eg: #05-01, use 01 Building Name

[Reset Address](#)

Mailing Address

Postal Code [Retrieve Address](#)

Block/House No. Street Name

Floor/Level (Optional) Eg: 01, B1, 01M Unit (Optional) Eg: #05-01, use 01 Building Name

[Reset Address](#)

Details of Building Owner / MCST

Applicant to fill in contact information

Mobile Number

+65

Telephone Number

+65

Business Email

Business Email 2 (Optional)

Business Email 3 (Optional)

Fire Safety Manager (if applicable)

Details of Fire Safety Manager

Require Fire Safety Manager?

Yes

No

Salutation

Select ▼

Name

0/200

Contact Number

+65 ▼

Mobile Number

+65 ▼

Email

FSM ID

0/6

All Public or Industrial Buildings which satisfy at least one of the following conditions are required to appoint a fire safety manager:

1. A public building that —
has 9 storeys or more (including any basement);
has an occupant load of 1,000 persons or more; or
has a floor area of 5,000 square metres or more,
excluding any building specified in paragraph 3 of the Fire Safety (Fire Certificate — Designated Buildings) Notification 2020 (G.N. No. S [000] /2020).
2. An industrial building and a foreign employee dormitory that —
has an occupant load of 1,000 persons or more; or
has a floor area or site area of 5,000 square metres or more.
3. A hospital

Building Information

Example: Residential Building

Building Information

Building Details

Total No. of Blocks within the premises, and the number of storeys and usage for each blocks. Please indicate any connected levels between buildings (see example below).

0/3000

Example:

- Block of 2 Storeys Building for Warehouse Purpose
- 2 Blocks of 30 Storeys Building (Tower A and Tower B) with 3 Storeys Basement Carpark; Level 4 of Tower A is connected to Level 5 of Tower B)
- 1 Block of 1 Storey Guardhouse

Total Number of Storeys for Private Residential

0/3

Date of Last Fire Drill Conducted (Optional)

Required for all buildings except residential building (exclude integrated developments)



Building Information

Example: Commercial Building

Building Information

Building Details

Total No. of Blocks within the premises, and the number of storeys and usage for each blocks. Please indicate any connected levels between buildings (see example below).

0/3000

Example:

- Block of 2 Storeys Building for Warehouse Purpose
- 2 Blocks of 30 Storeys Building (Tower A and Tower B) with 3 Storeys Basement Carpark; Level 4 of Tower A is connected to Level 5 of Tower B)
- 1 Block of 1 Storey Guardhouse

Total Number of Storeys for Private Residential

0/3

Total Number of Storeys for Public Building or Industrial

0/6

Date of Last Fire Drill Conducted

Required for all buildings except residential building (exclude integrated developments)

📅

Building Information

Example: Industrial Building / Institution / Religious Premises and Hospital/Convalescent Home

Building Information

Building Details

Total No. of Blocks within the premises, and the number of storeys and usage for each blocks. Please indicate any connected levels between buildings (see example below).

0/3000

Example:

- Block of 2 Storeys Building for Warehouse Purpose
- 2 Blocks of 30 Storeys Building (Tower A and Tower B) with 3 Storeys Basement Carpark; Level 4 of Tower A is connected to Level 5 of Tower B)
- 1 Block of 1 Storey Guardhouse

Total Number of Storeys for Public Building or Industrial

0/6

Date of Last Fire Drill Conducted

Required for all buildings except residential building (exclude integrated developments)



Building Description

- Please print, fill in the information and attach with FC Form.


BUILDING DESCRIPTION							
S/N	Block Name eg. Block 1, Block A, House Number	Usage eg. Office, Classroom, Worship, Canteen,	(a)	(b)	(c)	(a) + (b) + (c)	*FC Payable (Total No. of storeys x Amount per story)
			No of storeys	No of Basement / Attic / Mezzanine eg. 2 Basement, 1 Attic	With roof access via proper staircase but not cat ladder (Yes/ No)	Total No. of Floors	
1.							
2.							
3.							
4.							
5.							
6.							
*FC Payable for Non-Residential - \$33 per storey						Total	
*FC Payable for Residential - \$11 per storey							

Details of Maintenance of Fire Safety Works

You are required to fill in based on ALL the Fire Protection system tested by Owner and Professional Engineer (PE) in the Fire Certificate Application Form Page 1 into GoBusiness.


Details of Maintenance of Fire Safety Works

To select in accordance to the Fire Certificate Application Form




Maintenance Type 

Select 

Date of Last Testing or Inspection

DD/MM/YYYY 

 Add

Maintenance Type	Date of Last Testing or Inspection	Actions
Automatic Fire Alarm System	05/09/2023	 
Automatic Sprinkler System	05/09/2023	 

Payment

Online Payment → Credit / Debit Card

Offline Payment → GIRO

For GIRO user: You are required to click on the link in GoBusiness to open a separate tab. Proceed for payment after submission.

For new Fire Certificate applicant: You are strongly encouraged to use Online Payment.

Payment Mode

Payment Mode

Please select "Offline Payment" for Giro payment, Government agencies who is intending to use JAV or payment more than \$5,000 and "Online Payment" for Debit/Credit Card payment.

- Online Payment
- Offline Payment

Please submit application before making payment [here](#).

Things to note for GIRO payment process:

SCDF GIRO payment is not recurring auto-deduction. Fee deduction will only be processed after payment initiated via SCDF e-Services.

Processing time for GIRO payment is two weeks.

Soft copy of payment invoice will be emailed to the email address linked to the GIRO account upon successful collection.

Uploading of Document and Form Review

Applicant to attach the Fire Certificate Application Form and/or other documentation to GoBusiness

Note: File name should not have special characters and space.

Once completed, select “Review Form”

Upload Documents

FC Application Form
Only 1 file at 7 MB or less.
[Fire_Certificate_Form.pdf](#) (8.7 KB)
Uploaded

Other Supporting Document 1 (Optional)
Only 1 file at 7 MB or less.
File name must have no more than 130 characters and no spaces. Only letters (a-z), numbers (0-9), underscores (_), and hyphens (-) are allowed.

Other Supporting Document 2 (Optional)
Only 1 file at 7 MB or less.
Drop a file here or click to upload

Other Supporting Document 3 (Optional)
Only 1 file at 7 MB or less.
Drop a file here or click to upload

← General Information Save Draft **Review Form**

Form Review

Review all the information that you have filled in the Application Details.

A Singapore Government Agency Website [How to Identify](#)

gb gobusiness
SINGAPORE

- 1 General Info
- 2 Application Details
- 3 Review Form**
- 4 Declaration
- 5 Make Payment

STEP 3
Review Form

Please review the following details carefully. You will not be able to edit these details when you proceed to the next step.


General Information

Profile

I am applying
As an applicant

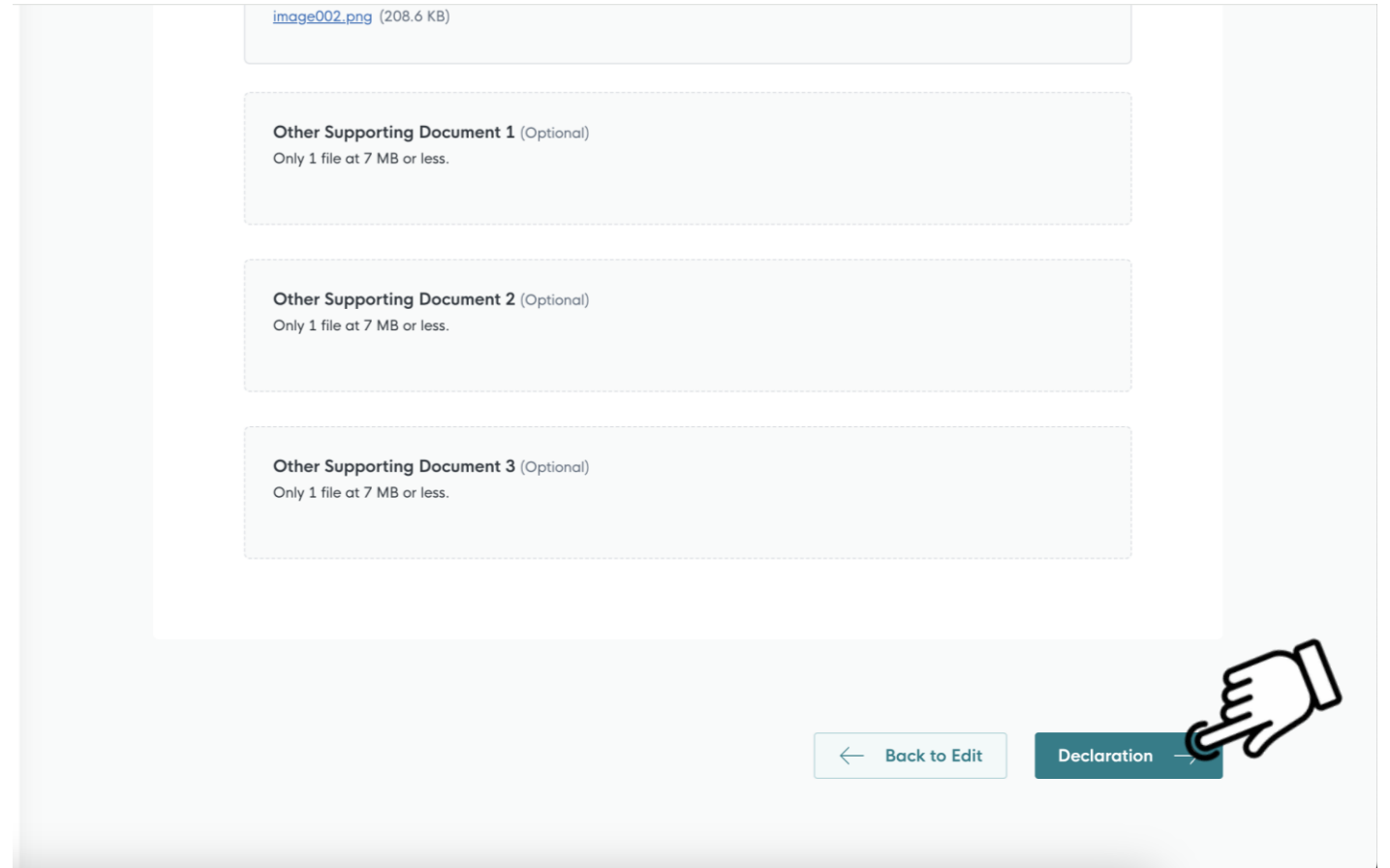
Applicant Detail

Salutation
Mdm



Form Review

Click on the “Declaration” to proceed.



The screenshot shows a form review interface. At the top, there is a file upload area containing a file named `image002.png` with a size of 208.6 KB. Below this are three sections for "Other Supporting Documents":

- Other Supporting Document 1 (Optional)**
Only 1 file at 7 MB or less.
- Other Supporting Document 2 (Optional)**
Only 1 file at 7 MB or less.
- Other Supporting Document 3 (Optional)**
Only 1 file at 7 MB or less.

At the bottom right of the form, there are two buttons: "Back to Edit" and "Declaration". A hand icon is pointing to the "Declaration" button, indicating the next step in the process.

Declaration

Click on the checkbox button

After which, click on the "Make Payment" button.

A Singapore Government Agency Website [How to identify](#)

gb gobusiness
SINGAPORE

- 1 General Info
- 2 Application Details
- 3 Review Form
- 4 Declaration**
- 5 Make Payment

STEP 4
Declaration

Please scroll to read and acknowledge the following clauses.

General Declaration


I declare that all the information given in this application form is true and correct.

I am aware that legal action may be taken against me if I had knowingly provided false information.

I agree that in any legal proceedings, I shall not dispute the authenticity or accuracy of any statements, confirmations, records, acknowledgements, information recorded in or produced in this application.

I hereby declare that all of the above is true.

[← Review Form](#) [Make Payment](#)



Online Payment

Applicant who selected **Online Payment** at Application Details, fees will be reflected for payment.

Online Payment refers to Debit/Credit Card

A Singapore Government Agency Website [How to identify](#)

gb gobusiness
SINGAPORE

Payment

Please review your fees and make payment.

DESCRIPTION	AMOUNT
Fire Certificate	
Application Fee	\$264.00
	Subtotal \$264.00
	Total \$264.00

Payment Method


For applicant who is using Credit/Debit Card, fill in your details.

Once completed, click on Make Payment.

Payment method

Please choose a payment method.

Credit/Debit Card

<input type="radio"/>	VISA	<input checked="" type="radio"/>	
****4242		Use A Different Card	
04/2024			

We Accept



Add Card Details

<input type="text" value="Card number"/>	<input type="text" value="MM / YY CVC"/>
--	--

What is a CVC? [?](#)

Save as my new default card

Make Payment →

Tax Invoice

Once completed, a Tax Invoice will be generated.

Your application status will update to "Submitted".

Note that your application will take approximately 21 Business Days to process, review (Depending if there are any deviation issues) and approve the certificate.

Tax Invoice TN

28 May 2024, 09:41am



Applicant:

Payment Mode:
Credit Card - Visa

Fire Certificate

Singapore Civil Defence Force (SCDF)
91, Ubi Ave 4, Civil Defence Complex, SINGAPORE 408827

GST Registration No.:
-

Application ID:
FC24

Payment Transaction ID:

DESCRIPTION	FEES
Application Fee	\$231.00
Subtotal (SGD)	\$231.00
Total Paid (SGD)	\$231.00

Offline Payment

Applicant who selected **Offline Payment** at Application Details, fees will be reflected for payment.

Offline Payment refers to GIRO account with SCDF.

Applicant must select the “Submit” button to complete the transaction in GoBusiness.

Payment


Please review your fees and make payment.

DESCRIPTION	AMOUNT
Fire Certificate	
Application Fee	\$264.00
	Subtotal \$264.00
	Total \$264.00

Payment method

Offline payment
Your payment will be processed offline. Please contact the government agency directly if you need assistance.

[← Declaration](#) [Submit →](#)



Submitted application

After which, proceed to SCDF e-Services to make your payment at <https://eservices.scdf.gov.sg/fisops/payment>

Your application status will update to “Submitted”.

If you did not make your payment within the **14-day grace period**, your application will be “Rejected”.

We have received your application

A confirmation email has been sent to you.

Application Status

APPLICATION	APPLICATION ID	EST. PROCESSING TIME	STATUS
Fire Certificate	FC244676268	21 business days	Submitted

Next Steps

Your application is being processed. We will send you an email when your application status changes. You can also log in below to check its status on your dashboard.

For application enquiries, you may contact GoBusiness Helpdesk at 63363373 or email AskGoBiz@crimsonlogic.com.sg.

[Return to Dashboard →](#)



SCDF Payment Services

For GIRO

The image is a screenshot of the Singapore Civil Defence Force (SCDF) website. At the top left is the SCDF logo with the tagline 'The Life Saving Force'. The navigation menu includes: Who We Are, Fire Safety, Civil Defence Shelter, NS Matters, Community & Volunteers, Join Us, E-Services, a notification bell icon, and a search icon. A blue banner below the navigation contains the text: 'Please be informed that Bukit Batok Fire Station will not be hosting the weekly Saturday Fire Station Open House from 30 Feb 2025. Please refer to the list of other Fire Stations that are available for visits.' The main content area features a large image of firefighters with the text: '/ OUR MISSION' and 'To Protect and Save Lives and Property'. Below this is a 'Find out more' button with a right-pointing arrow. To the right is a 'QUICKLINKS' section with the following items: 'Responders Plus (RPP)', 'Public Warning System', 'CD Shelter Information', 'Fire Code 2023 (with Interactive Features)', 'Reporting of Fire Hazard', and 'Emergency Handbook'. An 'E-Services' dropdown menu is open, showing options: 'Fire Safety E-Services', 'Courses / Seminars', 'Fire / Ambulance Reports', 'Payment' (with a hand cursor icon), and 'Book Appointment'. The footer contains contact information: 'Hotlines 995 Fire Engine / Ambulance', '1777 Non-Emergency Ambulance', 'Fire Hazard Reporting 1800 280 0000', and 'General Enquiries 1800 286 5555'.

Applicant to visit <https://www.scdf.gov.sg> or <https://bit.ly/3tjhj2l>
(click on the link or scan the QR code)



Internet Payment Services

 Next

① Note:

- The following payment modes are available:
 1. Credit Card (Master/Visa)
 2. eNETS Debit (Currently unavailable)
 3. GIRO
- For any enquiries regarding payment matters, please contact SCDF Customer Service at SCDF_CSC@scdf.gov.sg
- Please **DO NOT OPEN multiple browser tabs/pages** simultaneously while accessing/making payment.
- For applications of interbank GIRO accounts, please follow the instructions below

Download and fill in this [GIRO application form](#)  and post to:

Ministry of Home Affairs Headquarters
Finance Shared Services Centre
New Phoenix Park, 28 Irrawaddy Rd
Singapore 329560

- Note: New GIRO applications will take 21 working days to process. The outcome of the GIRO application status will be mailed to the applicant.

Select option 2 "Licence Fee"

Select your Reference No as FCP

2. Licence Fee

Select your Reference No:

- FC
- FCP**
- FMI
- FMS
- FMT
- FR

Key in the reference number by excluding "FCP"


Enter Reference No:

For "FCP" there may be 4 kinds of Reference No. e.g. "/I/1234/00" or "/R/1234/11" or "/C/1234/22" or "/O/1234/44" or "/ /1234/55" [note to key in the "space" between "/" and "/"] or GoBiz reference like FC1234567890 or FR1234567890

NOC Number required.

Enter ENF Reference No:

Check and review the fees payable for your Fire Certificate and click “Continue”

 Fire Safety Plan ▾ Fire Safety Licencing & Enforcement ▾ Fire Safety Permit & Certification ▾ Shelter Waiver ▾ Payment

1 Payment Type 2 Outstanding Payment 3 Payment Details 4 Payment Mode 5 Review 6 Submit 7 Acknowledge

Note:

- Please make sure all details are correct before payment.
- Enter the amount to pay.
- Click "Continue" to proceed.
- For Members of Public - FSSD Plan fee / License / Fire Certificate

Please verify the "Submission ID" before making payment.


Internet Payment Service

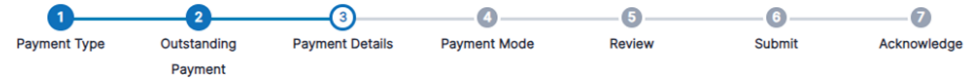
Reference No: FCP/C/0002/24 Submission ID: SUB2024000031

Select Payment Type

License Fee Payment
 Amendment of License
 Additional Copy of License

Amount To Pay: \$ 231.00





Note:

Fields marked with * are mandatory field(s).

- Please take note and ensure compliance with the instructions below. Any failure to follow these instructions may result in delay in processing of your application.
 - Ensure all fields are completed.
 - If you have received any acknowledgement letter / charge report / other letters, please indicate the reference number under **Reference No.**, and any **additional details in the Description of Payment field.**
 - After payment has been made, please email FSSC_Billing_Collections@mha.gov.sg a copy of the receipt as well as any supporting documents available (for example, scanned copies of any letters received) in order for us to facilitate the payment process.
 - Please note payment via bank transfer is available for payments above or equal to \$5,000.
- Read the payment instructions in red.
- Click "Next" to proceed.

Internet Payment Service

Name *:

Contact Number *:

Email Address *:

Street Name *:

Block / Building No *:

Floor No:

Unit No:

Postal Code *:

Reference No *:

Payment Description *:

Amount Payable *:

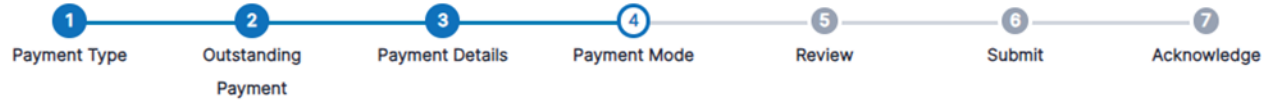
Next

Back

Fill in all the necessary information and click "Next".

GIRO Payment Option:

Fill in your GIRO Reference Number and click
“Verify ePayment GIRO Reference Number”



Note:

- To pay by eNETS Debit or Credit Card
 - Select "Payment Mode" as Epayments (eNETS Debit / Credit Card).
 - From 11th July 2021, eNETS Debit will no longer be available for customers using Citibank. Customers are advised to check with Citibank for further information.
- To pay by GIRO
 - Select "Payment Mode" as GIRO.
 - GIRO payment is available if you have an existing GIRO account with SCDF.
 - Please note that once the GIRO reference number is successfully verified, you are not allowed to change the selected payment mode.
 - Please note that it will take 14 working days to process GIRO payments.

Internet Payment Service

Payment Fees:

\$231.00

Payment Mode:

GIRO

E-Payment Reference Number:

Enter your Reference Number

Verify ePayment GIRO Reference Number



If your GIRO Reference Number

Is correct (✓), it will be Successfully Verified.
Click “Next”.



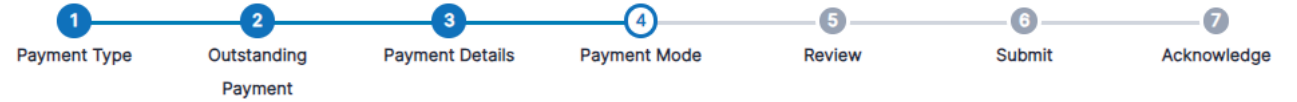
Fire Safety Plan ▾ Fire Safety Licencing & Enforcement ▾ Fire Safety Permit & Certification ▾ Shelter Waiver ▾ Payment

Internet Payment Services

GIRO Reference Number has been Successfully Verified

Next





ⓘ Note:

1. To pay by eNETS Debit or Credit Card

- Select "Payment Mode" as Epayments (eNETS Debit / Credit Card).
- From 11th July 2021, eNETS Debit will no longer be available for customers using Citibank. Customers are advised to check with Citibank for further information.

2. To pay by GIRO

- Select "Payment Mode" as GIRO.
- GIRO payment is available if you have an existing GIRO account with SCDF.
 - a. Please note that once the GIRO reference number is successfully verified, you are not allowed to change the selected payment mode.
 - b. Please note that it will take 14 working days to process GIRO payments.

Verify the information
and click "Next"

Internet Payment Service

Payment Fees:

\$57.00

Customer Giro No.:

Bank/Branch:

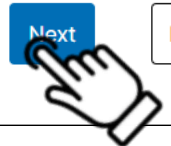
Payment Mode:

GIRO



Next

Back



Once completed,
Acknowledgement
letter will be
generated.



Acknowledgement Letter

[Print Page](#)

Transaction Reference Number:

Name:

Address:

Contact Number:

Reference Number:

Submission Number:

Receipt Number:

Collection Type:

Payment Mode: GIRO

Amount (S\$): 57.00

Transaction Date:

Transaction Time: