

# Vehicle Safety Checklist



**SCDF**  
The Life Saving Force  
... for a safer Singapore

Land Transport Authority  
We Keep Your World *Moving*



National Fire and Emergency Preparedness Council

# Preventive Tips

Learn how to prevent your vehicle from catching fire by following these tips:

1

## Service Regularly


Service your vehicle regularly. Do not attempt to modify/tamper the vehicle.



2

## Check for defects

During servicing, ensure that the vehicle's electrical, engine and fuel systems are checked for any defects.




3

## Self-inspection

Prior to the use of vehicle, conduct visual checks for any sign of leakages.



# Tips on preventing & handling vehicle fires



## Primary Causes of Vehicle Fire

**Most vehicle fires in Singapore occur while the vehicles are travelling on the road.**

**The primary causes of these fires are due to ignition sources such as overheating and electrical faults within the engine compartment.**

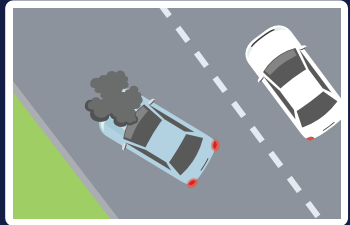
**Vehicle owners are advised against any unauthorised additions or modifications to their vehicles.**

# Measures to minimise injuries

While travelling, if a vehicle owner spots any sign of smoke emitting from the vehicle:

## 1 Pull over

Pull over safely to the road shoulder where possible and turn off the engine.



## 2 Evacuate

Evacuate and move more than 15m away from the vehicle.



## 3 Call 995

Call 995 for assistance, and provide details on the make, model and vehicle registration number.



If you detect a fire and have a fire extinguisher with you, you may attempt to extinguish the vehicle fire while it is still small or safe to do so. Otherwise, call 995 for SCDF's assistance.

**995**

If you notice signs of a battery fire involving electric vehicle(s) (EV), do not attempt to extinguish the fire and instead call 995 for SCDF's assistance.



# Equip Your Vehicle With a Fire Extinguisher

Most vehicle fires start small but develop rapidly due to the presence of flammables such as petrol, diesel and lubricants.

It is advisable for every vehicle to be equipped with a dry powder fire extinguisher to extinguish a small fire before it spreads or grows any larger.

## P.A.S.S. Method

**PULL** out the safety pin as instructed on the label



**AIM** the nozzle at the base of the fire



**SQUEEZE** the lever



**SWEEP** the fire using the extinguisher's discharge



## Further Information

For a step-by-step guide on how to operate a fire extinguisher, please visit the SCDF website link at:

<https://www.scdf.gov.sg>

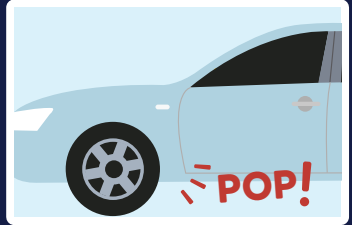


Download the myResponder app for various in-app e-learning modules!

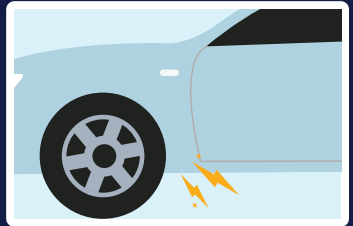


# Telltale signs of Electric Vehicle (EV) Battery Fire

- 1** Audible and distinguishable popping/hissing sounds from the battery compartment.



- 2** Visible sparks.



- 3** Sudden thick amount of greyish/whitish smoke spewing out in high volume.



- 4** 'Jet-like' directional flames.

